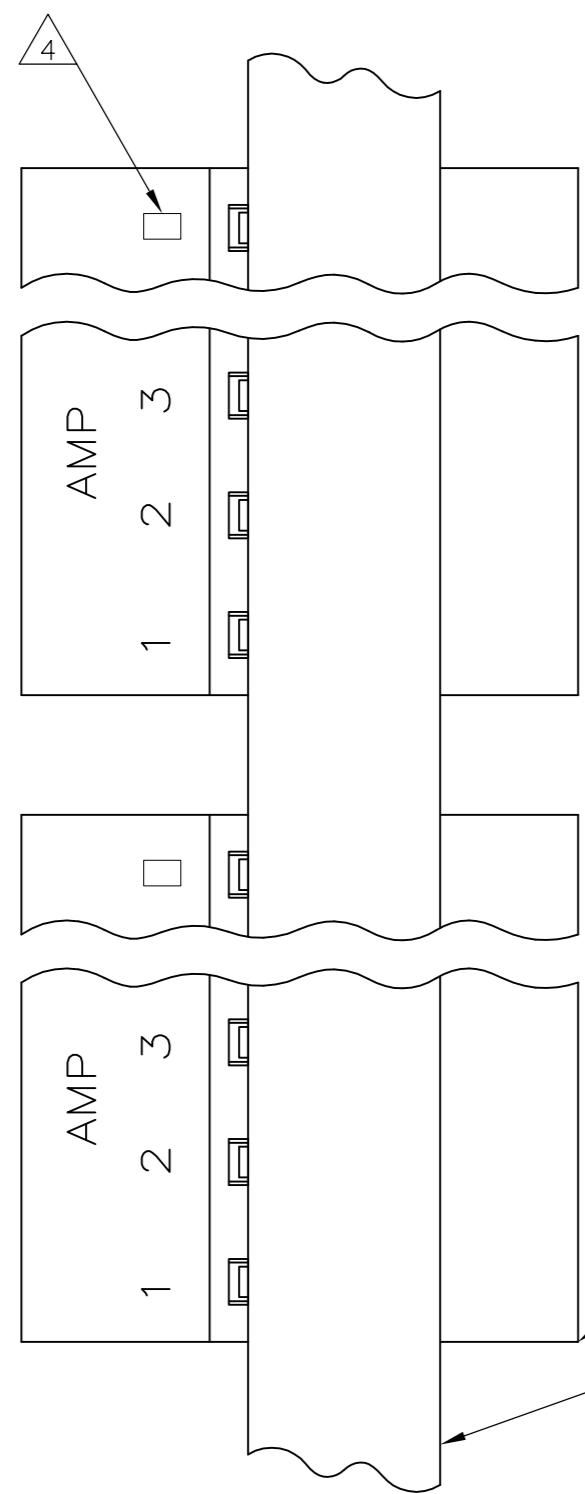


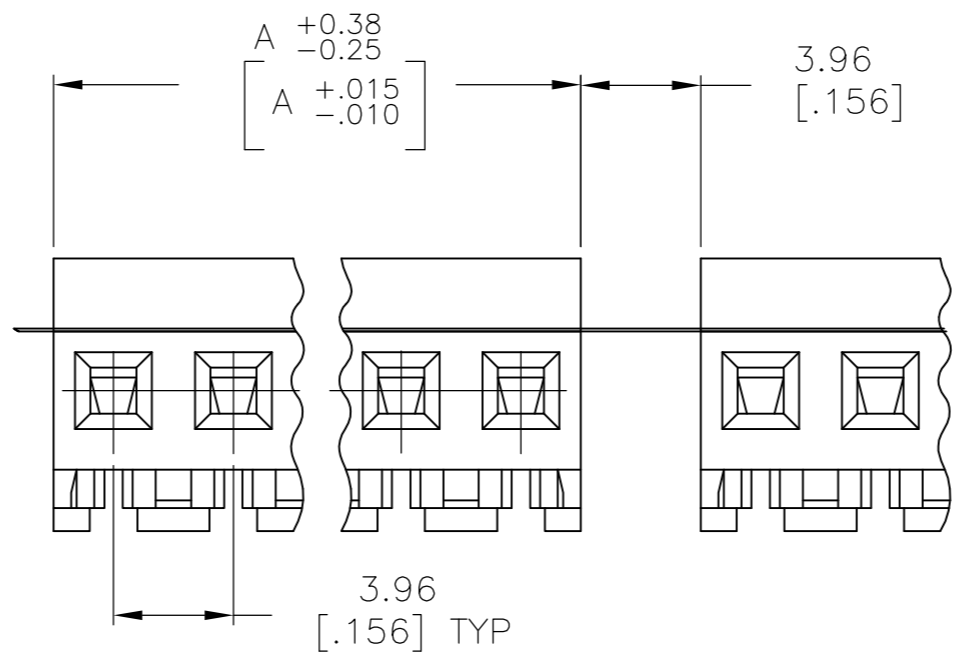
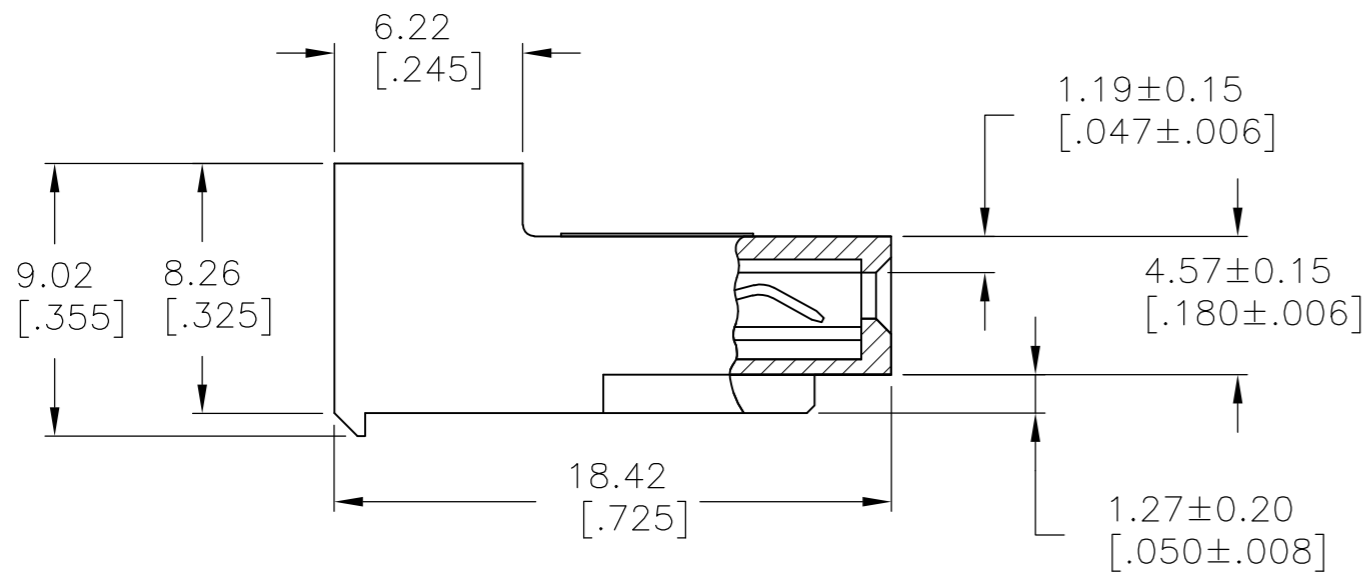
THIS DRAWING IS UNPUBLISHED. RELEASED FOR PUBLICATION
 © COPYRIGHT BY TYCO ELECTRONICS CORPORATION. ALL RIGHTS RESERVED.

LOC		DIST		REVISIONS			
P	LTR	DESCRIPTION		DATE	DWN	APVD	
CM	00	R		REVISED PER ECO-07-012047	01JUN07	KW DB	



- 1. MATERIAL: CONNECTOR - NYLON UL94V-2 (ORANGE).
 CONTACTS - 0.30 [.012] THICK COPPER ALLOY
 BRIGHT TIN-LEAD 0.00203 [.000080] MIN THICK
 FOR CONTACTS 640477-2 THRU 2-640477-4
 MATTE WHISKER MITIGATED TIN 0.00203 [.000080]
 MIN THICKNESS OVER NICKEL UNDERPLATE FOR
 CONTACTS 3-640477-2 THRU 5-640477-4
- 2. CONTACTS ACCEPT 18 AWG WIRE WITH 2.41[.095] MAX
 INSULATION DIAMETER.
- 3. CONTACTS MUST ACCEPT 1.14±0.03 [.045±.001] SQUARE
 POST AND REMAIN LOCKED IN POSITION.
- 4. IDENTIFICATION NUMBER FOR LAST CIRCUIT MAY
 NOT APPEAR ON ALL ASSEMBLIES.
- 5. DIMENSIONS IN BRACKETS ARE IN INCHES.
- 6. HOUSING FEATURES ARE: CLOSED END WITHOUT LOCKING
 RAMP.

95.10 [3.744]	24	5-640477-4
91.14 [3.588]	23	5-640477-3
87.17 [3.432]	22	5-640477-2
83.21 [3.276]	21	5-640477-1
79.25 [3.120]	20	5-640477-0
75.29 [2.964]	19	4-640477-9
71.32 [2.808]	18	4-640477-8
67.36 [2.652]	17	4-640477-7
63.40 [2.496]	16	4-640477-6
59.44 [2.340]	15	4-640477-5
55.47 [2.184]	14	4-640477-4
51.51 [2.028]	13	4-640477-3
47.55 [1.872]	12	4-640477-2
43.59 [1.716]	11	4-640477-1
39.62 [1.560]	10	4-640477-0
35.66 [1.404]	9	3-640477-9
31.70 [1.248]	8	3-640477-8
27.74 [1.092]	7	3-640477-7
23.77 [.936]	6	3-640477-6
19.81 [.780]	5	3-640477-5
15.85 [.624]	4	3-640477-4
11.89 [.468]	3	3-640477-3
7.92 [.312]	2	3-640477-2
95.10 [3.744]	24	2-640477-4
91.14 [3.588]	23	2-640477-3
87.17 [3.432]	22	2-640477-2
83.21 [3.276]	21	2-640477-1
79.25 [3.120]	20	2-640477-0
75.29 [2.964]	19	1-640477-9
71.32 [2.808]	18	1-640477-8
67.36 [2.652]	17	1-640477-7
63.40 [2.496]	16	1-640477-6
59.44 [2.340]	15	1-640477-5
55.47 [2.184]	14	1-640477-4
51.51 [2.028]	13	1-640477-3
47.55 [1.872]	12	1-640477-2
43.59 [1.716]	11	1-640477-1
39.62 [1.560]	10	1-640477-0
35.66 [1.404]	9	640477-9
31.70 [1.248]	8	640477-8
27.74 [1.092]	7	640477-7
23.77 [.936]	6	640477-6
19.81 [.780]	5	640477-5
15.85 [.624]	4	640477-4
11.89 [.468]	3	640477-3
7.92 [.312]	2	640477-2
DIM A		NO OF CIRCUITS
		PART NO



METRIC

THIS DRAWING IS A CONTROLLED DOCUMENT.

DIMENSIONS: mm [INCHES]	TOLERANCES UNLESS OTHERWISE SPECIFIED:	DWN L. SMITH 02 MAR 94	CHK R. SWING 02 MAR 94	APVD D. CLARK 10 MAR 94	NAME MTA-156 CONNECTOR ASSEMBLY, 18 AWG, STANDARD TAPE MOUNTED
0 PLC ± -	1 PLC ± -	PRODUCT SPEC 108-1051	APPLICATION SPEC 114-1020	WEIGHT -	SIZE A2
2 PLC ± 0.13 [.005]	3 PLC ± -	MATERIAL 1	FINISH 1	CAGE CODE 00779	DRAWING NO C-640477
4 PLC ± -	ANGLES ± -	CUSTOMER DRAWING		SCALE 4:1	SHEET 1 OF 1

Tyco Electronics Corporation
 Harrisburg, Pa 17105-3608

RESTRICTED TO
 REV R